

# WIRING DIAGRAMS

Fig. 1: Engine Compartment (Grids 1-3)

1987 BMW 325e

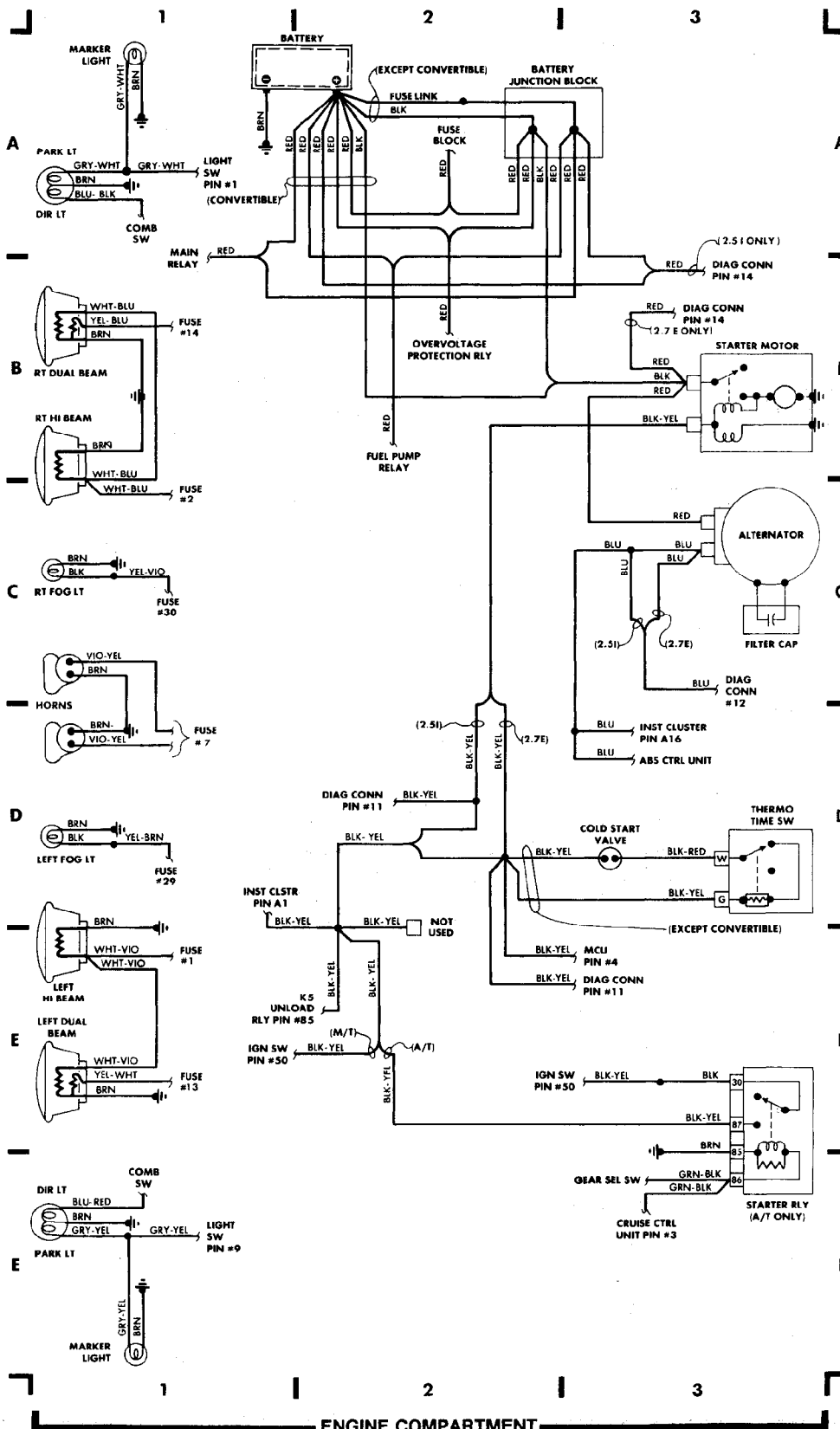
For DIAKOM-AUTO <http://www.diakom.ru> Taganrog support@diakom.ru (8634)315187

Copyright © 1998 Mitchell Repair Information Company, LLC

Friday, November 03, 2000 03:45PM

## COMPONENT LOCATOR:

A/C CTRL SW	C-D 20
ABS CTRL UNIT	A-B 24
ABS HYDRAULIC UNIT	A-B 27
ACTIVE CHECK CTRL UNIT	F 24-25
ALTERNATOR	C 3
AUTO CHARGING FLASHLT	F 40
AUX FAN BLOWER RESISTOR	D 16
BACK-UP LT SW (M/T)	E 39
BATTERY	A 1-2
BLOWER CTRL SW	B 20
BRAKE FLUID LEVEL SW	C 35
BRAKE SWITCH	D 24
CENTRAL LOCKING CTRL UNIT	A-B 43
CHIME MODULE	C 23
CIGARETTE LIGHTER	E 36
COLD START VALVE	D 3
COMPUTER HORN	E 21
COMPUTER MODULE	E-F 23
COMBINATION SWITCH	D 28
CONN C114	D 13
CRUISE CTRL SWITCH	F 31
CRUISE CTRL UNIT	D-E 31
DEFOGGER CTRL	F 44
DIAGNOSTIC CONN (2.5i)	F 5-6
DIAGNOSTIC CONN (2.7e)	F 9-10
DOME LT (CONVERTIBLE)	B-C 44
DRIVERS DOOR JAMB SW	B 45
FOG LT SWITCH	C 28
FUEL PUMP (2.5i)	A 7
FUEL PUMP (2.7e)	A 11
FUEL PUMP RELAY (2.5i)	B-C 7
FUEL PUMP RELAY (2.7e)	C 11
FUEL TANK SENDER	C 46
FUSE BLOCK	A-F 12-15, A-C 16-19
GEAR SELECTOR SWITCH	C-D 39
GLOVE BOX LT	F 41
HAZARD SWITCH	E-F 28
HORN SWITCHES	E 37
IDLE SPEED CTRL UNIT (2.7e)	C 8
IGNITION COIL (2.5i)	A 4
IGNITION COIL (2.7e)	E 8
IGNITION KEY SWITCH	C 22
IGNITION SWITCH	F 16-19
INST CLUSTER	A-F 32-33
INTERIOR LT TIMER CTRL	A 44
K10 WIPER CTRL UNIT	E 39
LEFT DOME LT (HARD TOP)	A 46
LEFT FNT WDO CONSOLE SW (CONVERTIBLE)	A 36
LEFT FNT WDO CONSOLE SW (HARD TOP)	A 40
LIGHT SWITCH	A-C 28
LOW PRES SWITCH (EARLY PRODUCTION)	A 21
LOW PRES SWITCH (LATE PRODUCTION)	A 23
MAIN RELAY (2.5i)	D 7
MAIN RELAY (2.7e)	B 11
MAP READING LIGHT	D 24
MIRROR CTRL SWITCH	C-D 36
MOTRONIC CTRL UNIT (2.5i)	B-E 4
MOTRONIC CTRL UNIT (2.7e)	A 9-10
MULTI-FUNCTION CLOCK	D 23
OIL LEVEL SENSOR	C-D 27
ON BOARD COMPUTER RELAY BOX	E 21
OVERVOLTAGE PROTECTION RELAY	C 27
O <sub>2</sub> SENSOR RELAY (2.5i)	C 7
POWER ANTENNA	E 40
POWER WINDOW C.B.	B 37, A 1
REAR LT CHECK RELAY	A-B 31
RT DOME LT (HARDTOP)	A 46
STARTER MOTOR	B 3
STARTER RLY (A/T ONLY)	E-F 3
SEAT BELT WARN TIMER	F 21
SUNROOF SWITCH	E 44
THERMO TIME SWITCH	D 3
TRUNK LIGHT	D 46
WASHER MOTOR	F 37



# WIRING DIAGRAMS

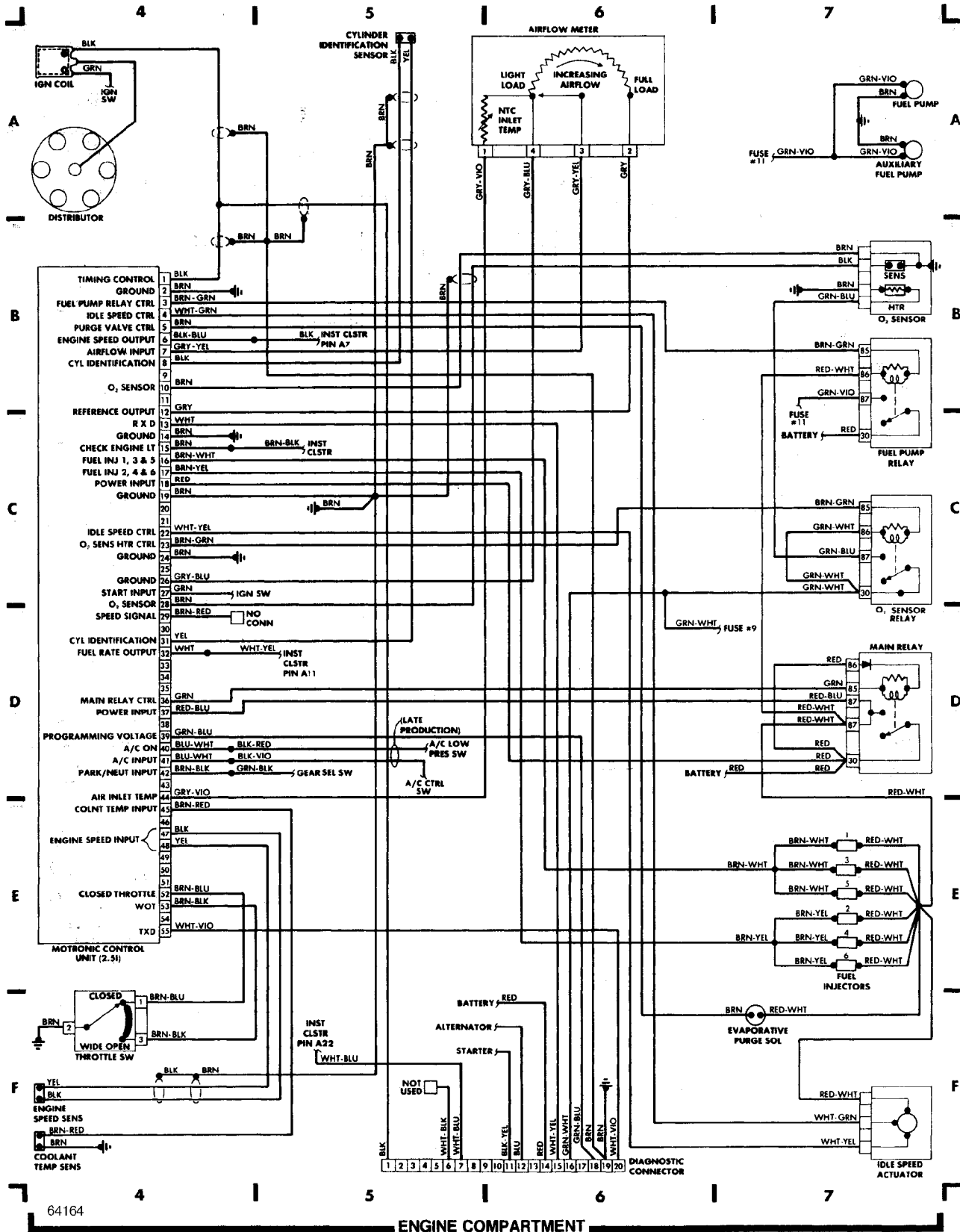
Fig. 2: Engine Compartment (Cont.) (Grids 4-7)

1987 BMW 325e

For DIAKOM-AUTO <http://www.diakom.ru> Taganrog support@diakom.ru (8634)315187

Copyright © 1998 Mitchell Repair Information Company, LLC

Friday, November 03, 2000 03:45PM



# WIRING DIAGRAMS

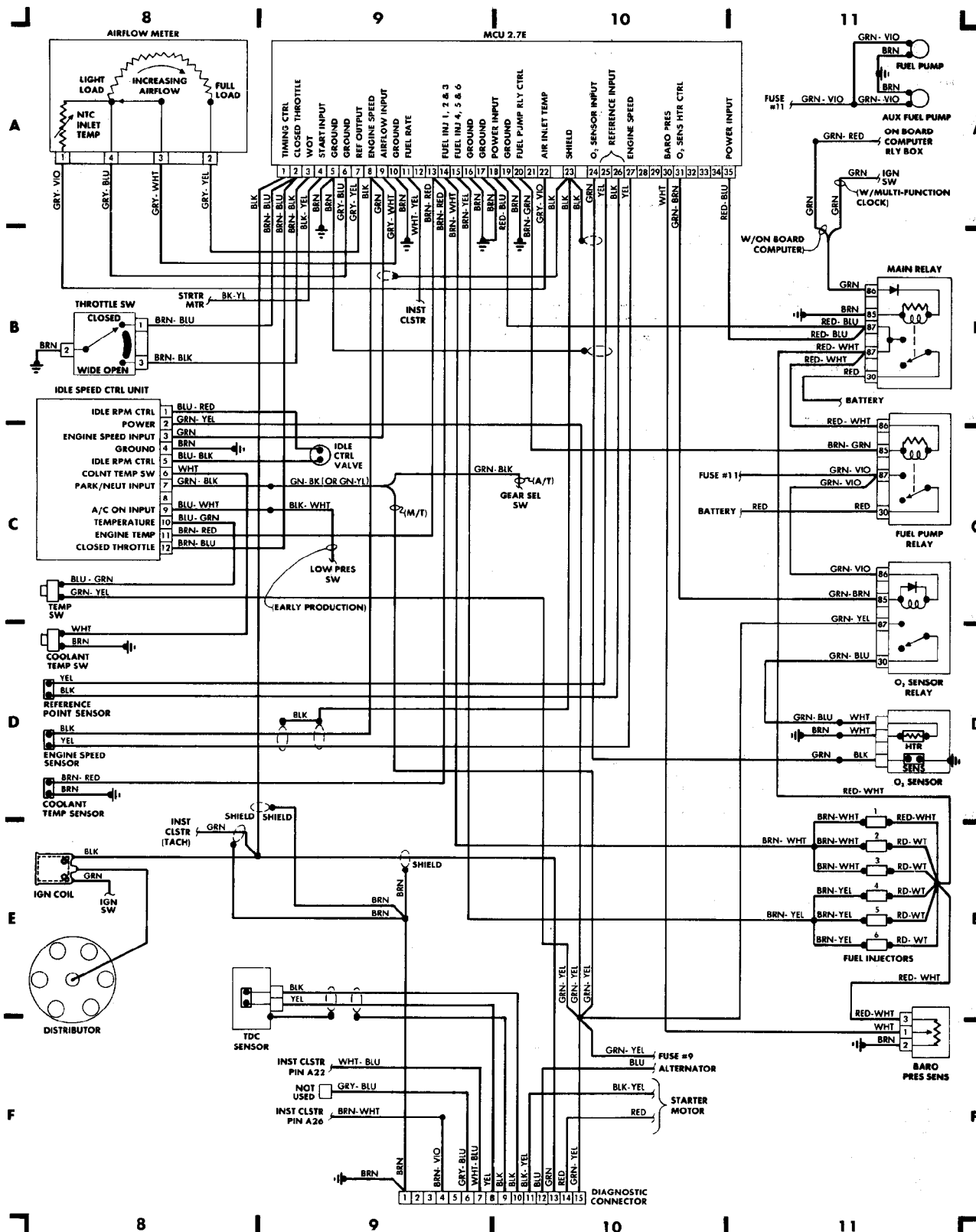
Fig. 3: Engine Compartment (Cont.) (Grids 8-11)

1987 BMW 325e

For DIAKOM-AUTO <http://www.diakom.ru> Taganrog support@diakom.ru (8634)315187

Copyright © 1998 Mitchell Repair Information Company, LLC

Friday, November 03, 2000 03:45PM



# WIRING DIAGRAMS

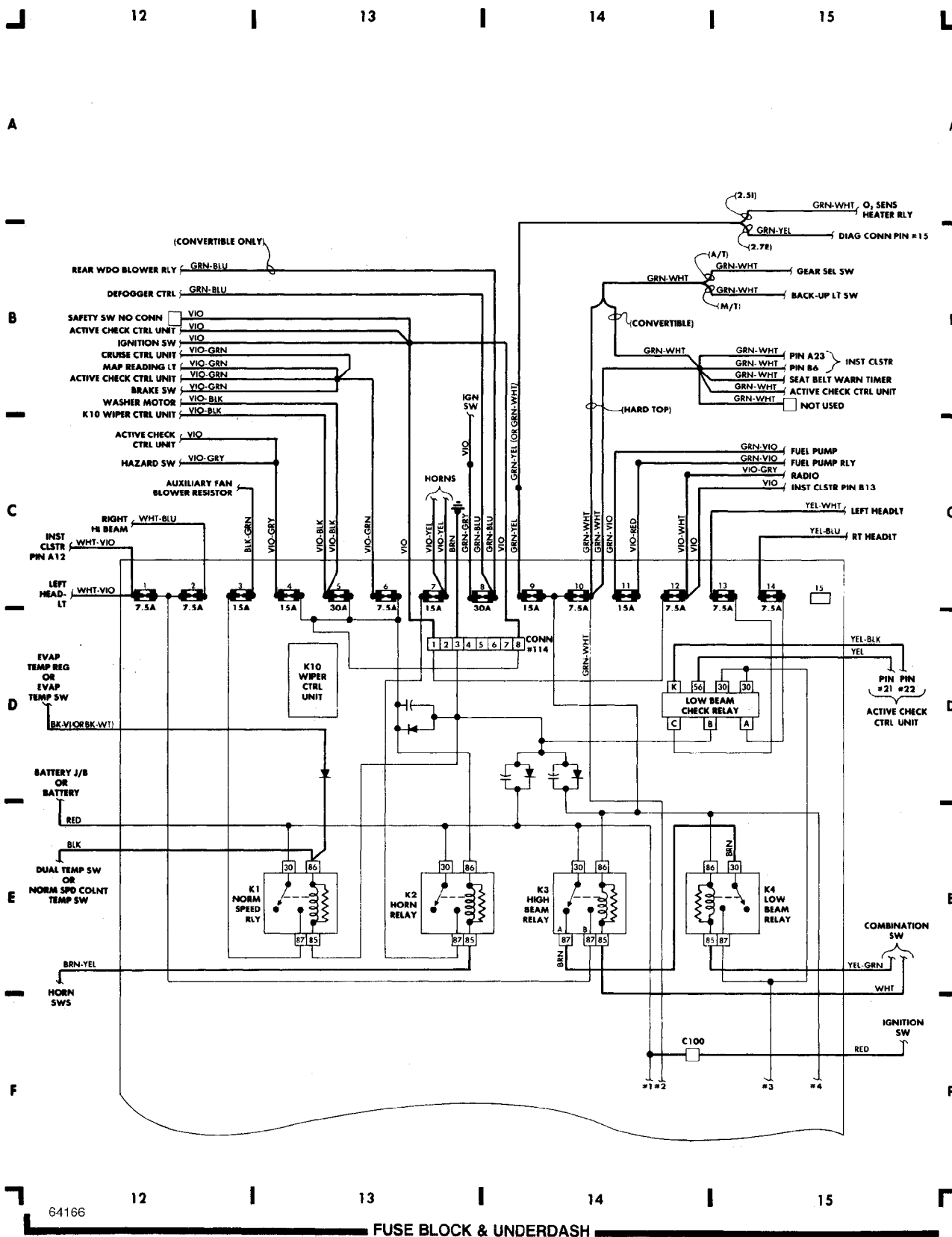
Fig. 4: Fuse Block & Underdash (Grids 12-15)

1987 BMW 325e

For DIAKOM-AUTO <http://www.diakom.ru> Taganrog support@diakom.ru (8634)315187

Copyright © 1998 Mitchell Repair Information Company, LLC

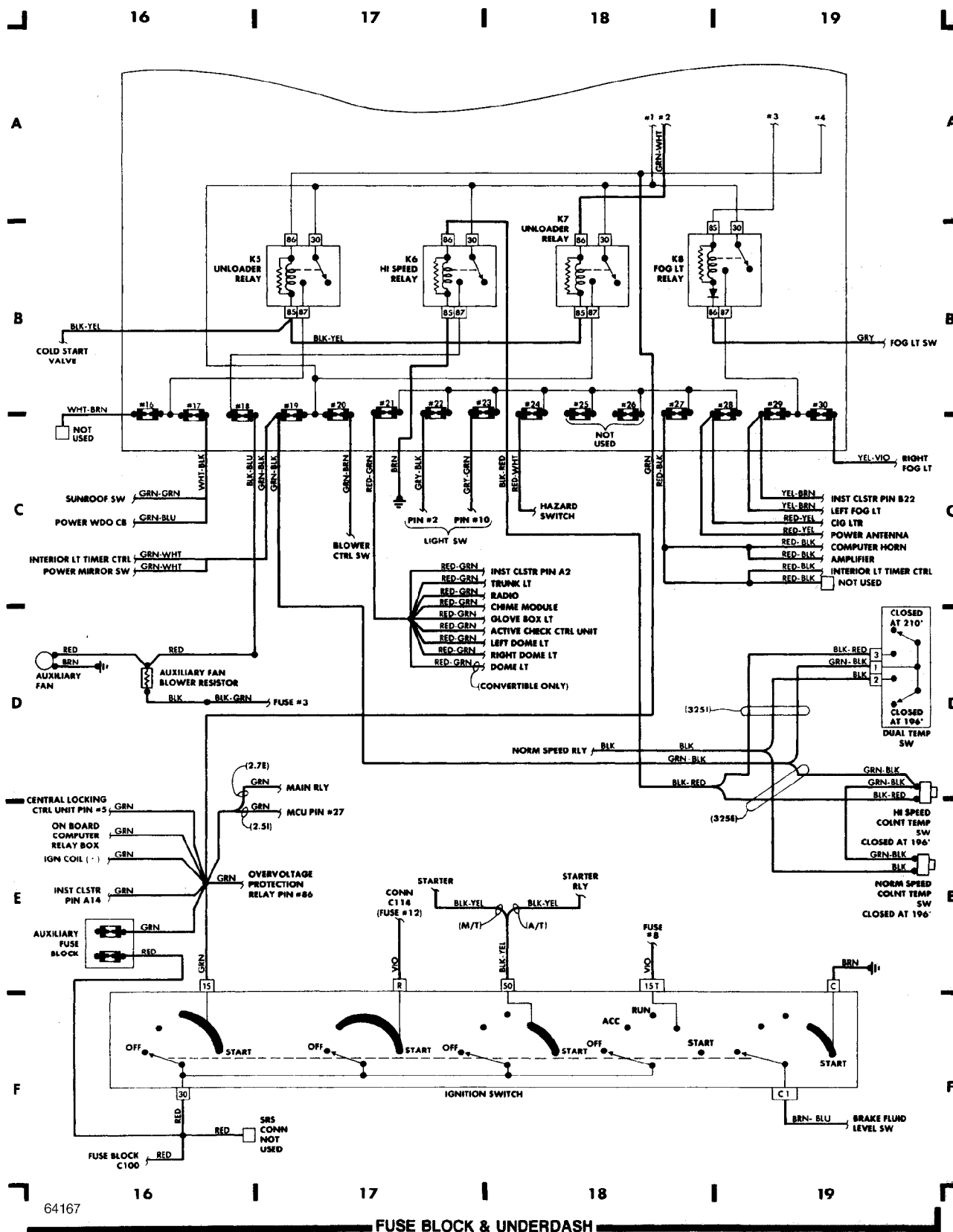
Friday, November 03, 2000 03:45PM



## 1987 BMW 325e

Copyright © 1998 Mitchell Repair Information Company, LLC

Friday, November 03, 2000 03:45PM



## 1987 BMW 325e

Copyright © 1998 Mitchell Repair Information Company, LLC

Friday, November 03, 2000 03:46PM



# WIRING DIAGRAMS

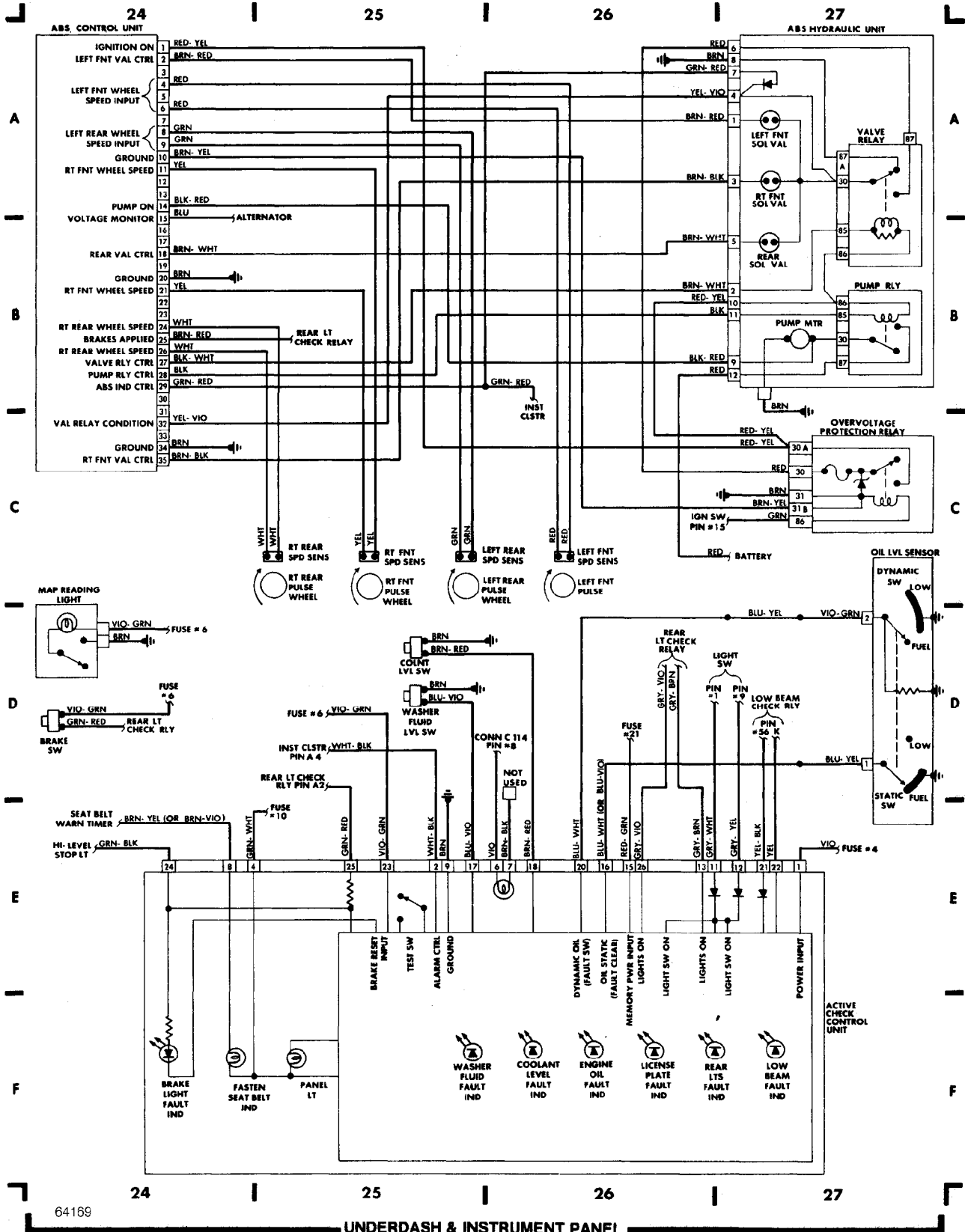
Fig. 7: Underdash (Cont.) & Instrument Panel (Grids 24-27)

1987 BMW 325e

For DIAKOM-AUTO <http://www.diakom.ru> Taganrog support@diakom.ru (8634)315187

Copyright © 1998 Mitchell Repair Information Company, LLC

Friday, November 03, 2000 03:46PM



# WIRING DIAGRAMS

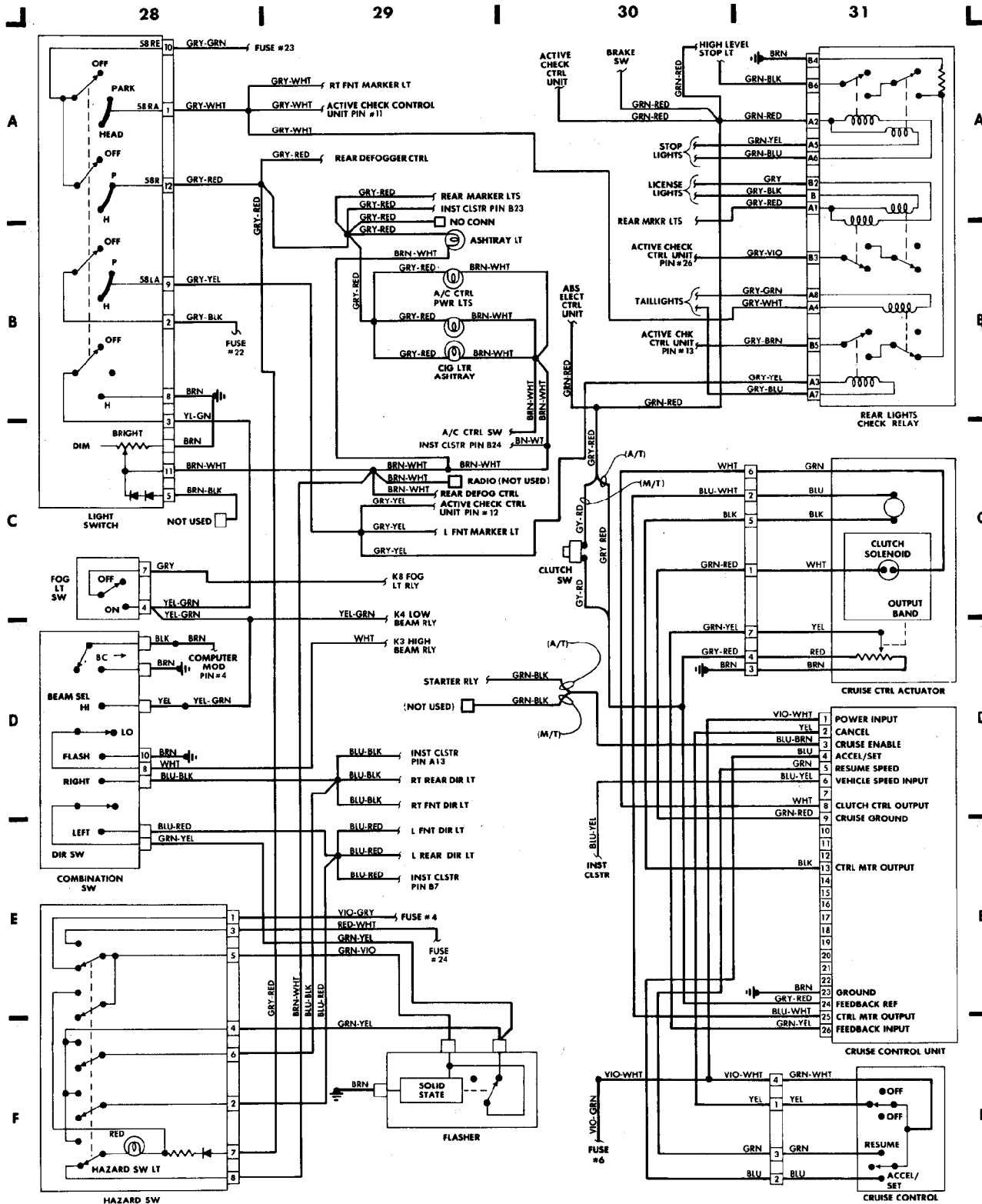
**Fig. 8: Underdash & Instrument Panel (Cont.) (Grids 28-31)**

1987 BMW 325e

For DIAKOM-AUTO <http://www.diakom.ru> Taganrog support@diakom.ru (8634)315187

Copyright © 1998 Mitchell Repair Information Company, LLC

Friday, November 03, 2000 03:46PM



# WIRING DIAGRAMS

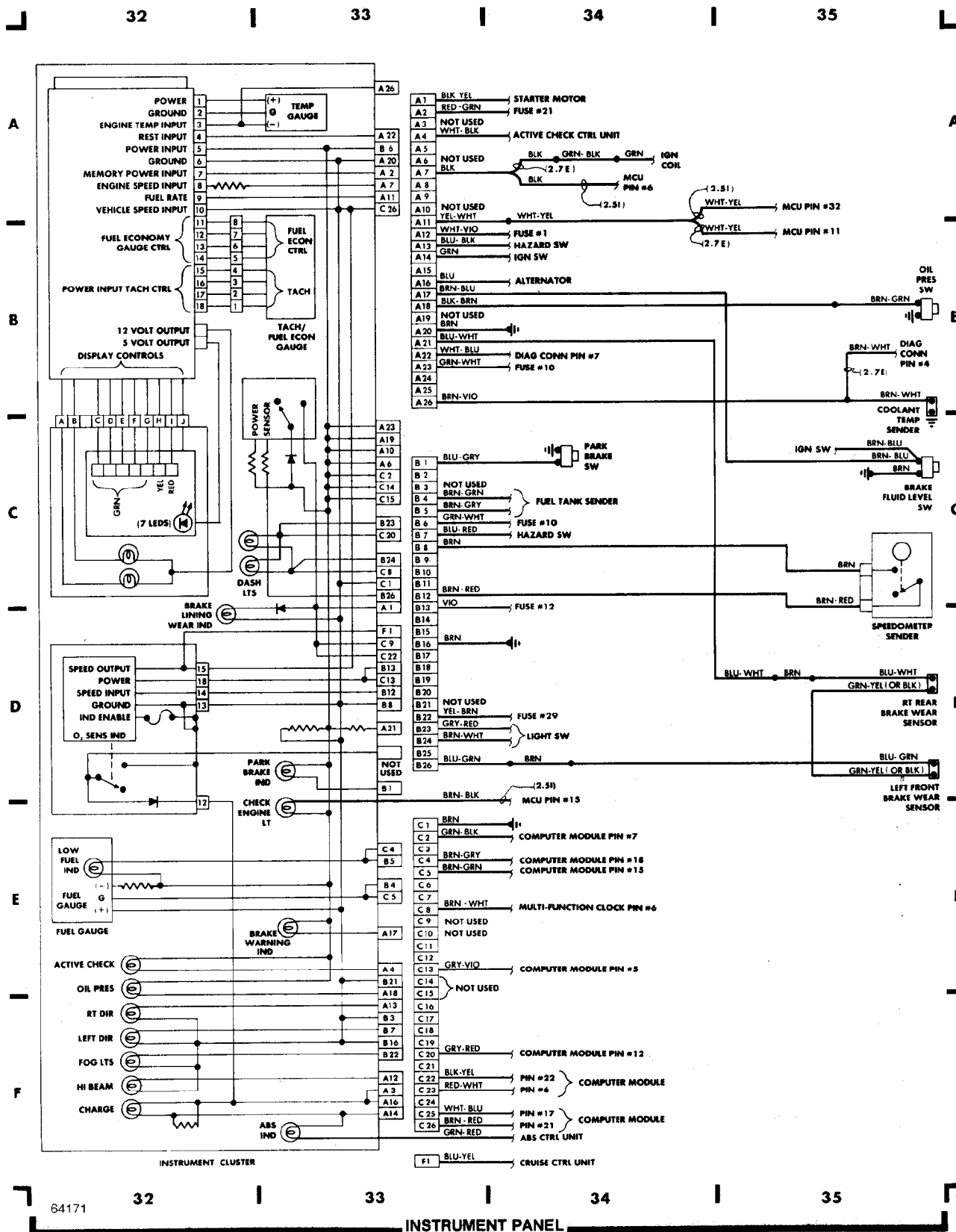
Fig. 9: Instrument Panel (Cont.) (Grids 32-35)

1987 BMW 325e

For DIAKOM-AUTO <http://www.diakom.ru> Taganrog support@diakom.ru (8634)315187

Copyright © 1998 Mitchell Repair Information Company, LLC

Friday, November 03, 2000 03:46PM



# WIRING DIAGRAMS

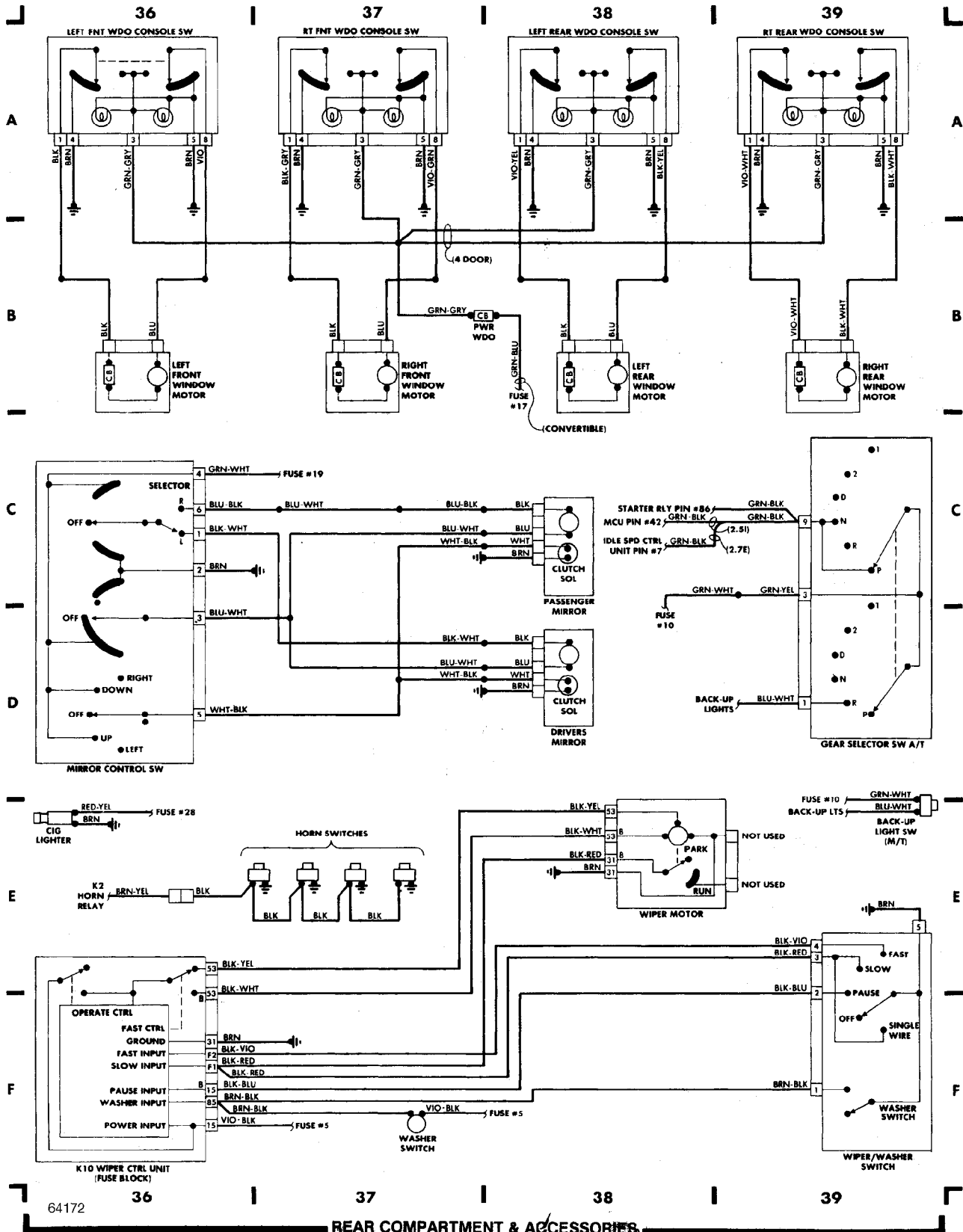
Fig. 10: Rear Compartment & Accessories (Grids 36-39)

1987 BMW 325e

For DIAKOM-AUTO <http://www.diakom.ru> Taganrog support@diakom.ru (8634)315187

Copyright © 1998 Mitchell Repair Information Company, LLC

Friday, November 03, 2000 03:46PM



## 1987 BMW 325e

Copyright © 1998 Mitchell Repair Information Company, LLC

Friday, November 03, 2000 03:47PM



# WIRING DIAGRAMS

Fig. 12: Rear Compartment & Accessories (Cont.) (Grids 44-47)

1987 BMW 325e

For DIAKOM-AUTO <http://www.diakom.ru> Taganrog support@diakom.ru (8634)315187

Copyright © 1998 Mitchell Repair Information Company, LLC

Friday, November 03, 2000 03:47PM

